


SURVEY OF

# Canadian Electricity Bills



**RATES AND REGULATORY  
DEPARTMENT**

*Effective May 1, 2015*

 **Manitoba  
Hydro**

## NOTES

- 1** Each participating utility calculates bills based on its rates as of May 1, 2015.
- 2** All bills exclude federal, provincial or municipal taxes. Newfoundland Power does however include a Municipal Tax and Rate Stabilization Adjustment which is built into their rates.
- 3** Ontario – The Ontario Clean Energy Benefit (OCEB) 10% discount is applied on the first 3,000 kWh/month for both Residential and General Service (Small loads).

## TABLE OF CONTENTS

<b>Residential</b>	<b>Page</b>
Bill Calculations .....	2
Comparison @ 1,000 kWh per Month .....	4
Comparison @ 2,000 kWh per Month .....	6
Analysis of Rates .....	8
<b>General Service (Small Loads)</b>	
Bill Calculations .....	10
Comparison @ 1,000 kWh per Month .....	12
Comparison @ 5,000 kWh per Month .....	14
<b>General Service (Medium Loads) .....</b>	<b>16</b>
Utility-Owned Transformation	
<b>General Service (Large Loads) .....</b>	<b>22</b>
Customer-Owned Transformation	
<b>General Service (Large Industrial Loads) .....</b>	<b>28</b>
Customer-Owned Transformation	
<b>Population Statistics .....</b>	<b>34</b>
<b>Canadian Utilities Surveyed .....</b>	<b>35</b>

# RESIDENTIAL

One Month Bill For:

	375 kWh	750 kWh	1,000 kWh	2,000 kWh	5,000 kWh
1) Calgary AB	\$ 58.16	\$ 96.37	\$ 121.84	\$ 223.72	\$ 529.34
2) Edmonton AB	\$ 59.10	\$ 94.96	\$ 118.88	\$ 214.55	\$ 501.56
Halifax NS	\$ 66.88	\$ 122.93	\$ 160.30	\$ 309.77	\$ 758.18
3) Kenora ON	\$ 73.39	\$ 128.34	\$ 164.97	\$ 311.53	\$ 783.78
Moncton NB	\$ 58.92	\$ 97.36	\$ 122.98	\$ 225.48	\$ 532.98
Montreal QC	\$ 33.49	\$ 54.79	\$ 71.91	\$ 157.91	\$ 415.91
Regina SK	\$ 66.53	\$ 112.85	\$ 143.72	\$ 267.22	\$ 637.72
Saskatoon SK	\$ 66.51	\$ 112.81	\$ 143.67	\$ 267.13	\$ 637.49
Saint John NB	\$ 51.05	\$ 86.34	\$ 109.86	\$ 203.96	\$ 486.26
St. John's NL	\$ 56.79	\$ 98.07	\$ 125.58	\$ 235.65	\$ 565.87
Vancouver BC	\$ 37.02	\$ 71.53	\$ 102.90	\$ 228.37	\$ 604.80
<b>Winnipeg MB</b>	<b>\$ 34.96</b>	<b>\$ 62.64</b>	<b>\$ 81.09</b>	<b>\$ 154.90</b>	<b>\$ 376.33</b>

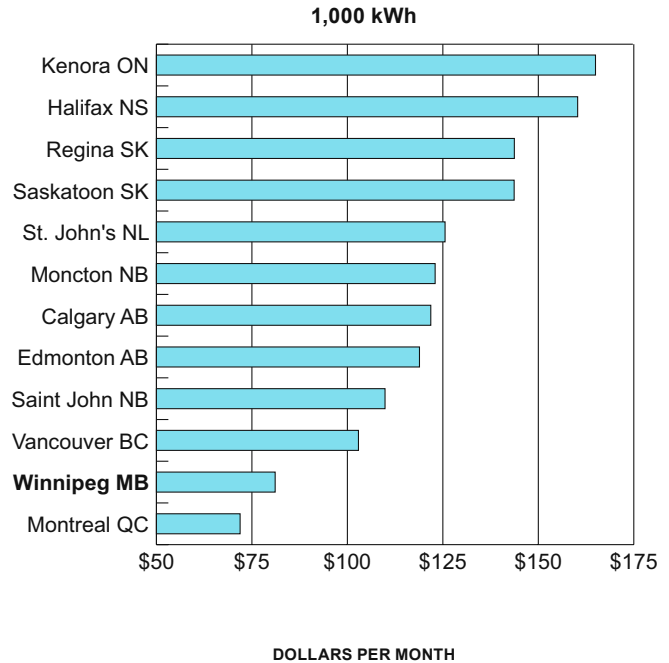
Note:

- 1) Calculations are based on a 12 month average Calgary Regulated Rate Option (RRO) energy charge of 6.734 ¢/kWh.
- 2) Calculations are based on a 12 month average Edmonton Regulated Rate Option (RRO) energy charge of 6.839 ¢/kWh.
- 3) Calculations are based on the average Time of USE (TOU) Summer commodity price.

# RESIDENTIAL

One Month Bill For:

	1,000 kWh	¢/kWh
Kenora ON	\$ 164.97	16.497
Halifax NS	\$ 160.30	16.030
Regina SK	\$ 143.72	14.372
Saskatoon SK	\$ 143.67	14.367
St. John's NL	\$ 125.58	12.558
Moncton NB	\$ 122.98	12.298
Calgary AB	\$ 121.84	12.184
Edmonton AB	\$ 118.88	11.888
Saint John NB	\$ 109.86	10.986
Vancouver BC	\$ 102.90	10.290
<b>Winnipeg MB</b>	<b>\$ 81.09</b>	<b>8.109</b>
Montreal QC	\$ 71.91	7.191



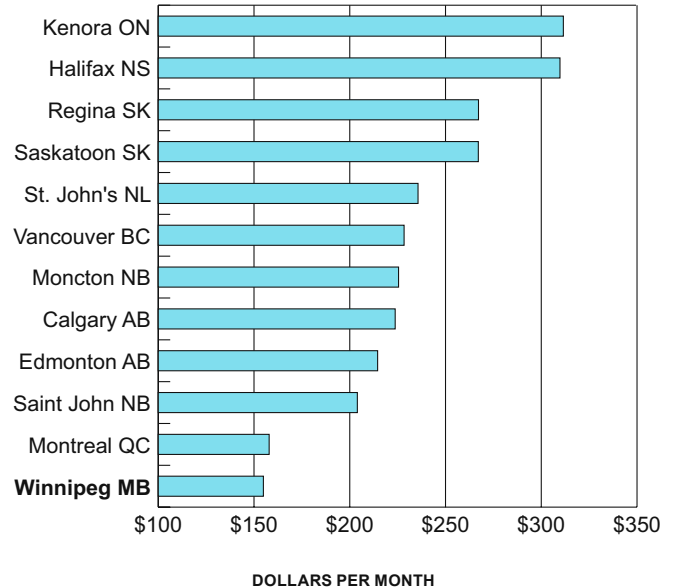
# RESIDENTIAL

One Month Bill For:

2,000 kWh      ¢/kWh

Kenora ON	\$ 311.53	15.577
Halifax NS	\$ 309.77	15.489
Regina SK	\$ 267.22	13.361
Saskatoon SK	\$ 267.13	13.357
St. John's NL	\$ 235.65	11.783
Vancouver BC	\$ 228.37	11.419
Moncton NB	\$ 225.48	11.274
Calgary AB	\$ 223.72	11.186
Edmonton AB	\$ 214.55	10.728
Saint John NB	\$ 203.96	10.198
Montreal QC	\$ 157.91	7.896
<b>Winnipeg MB</b>	<b>\$ 154.90</b>	<b>7.745</b>

2,000 kWh



## ANALYSIS OF RESIDENTIAL RATES

Location	No. of Blocks	kWh in Block
* Kenora ON	0	0
Halifax NS	0	0
Saskatoon SK	0	0
Regina SK	0	0
** Vancouver BC	1	675
St. John's NL	0	0
Moncton NB	0	0
Calgary AB	0	0
Edmonton AB	0	0
Saint John NB	0	0
Montreal QC	1	900
<b>Winnipeg MB</b>	<b>0</b>	<b>0</b>

Note:

- \* Based on an average Regulated Price Plan Time of Use summer commodity price plus transmission, distribution charges and other regulatory charges. Does not include OCEB discount which is applied to the first 3,000 kWh/month.
- \*\* Does not include the 5.0% Deferral Account Rate Rider which is applied to the total bill.

## RANKED IN ORDER OF RUN-OFF RATE

\$ in Block	Fixed Charges	Run-off Rate ¢/kWh	Minimum Bill \$
\$ 0.00	\$ 20.47	15.700	\$ 20.47
\$ 0.00	\$ 10.83	14.947	\$ 10.83
\$ 0.00	\$ 20.22	12.350	\$ 20.22
\$ 0.00	\$ 20.22	12.346	\$ 20.22
\$ 53.80	\$ 5.36	11.950	\$ 5.36
\$ 0.00	\$ 15.68	11.178	\$ 15.68
\$ 0.00	\$ 20.48	10.250	\$ 20.48
\$ 0.00	\$ 19.96	10.188	\$ 19.96
\$ 0.00	\$ 23.21	9.567	\$ 23.21
\$ 0.00	\$ 15.76	9.410	\$ 15.76
\$ 51.12	\$ 12.19	8.600	\$ 12.19
<b>\$ 0.00</b>	<b>\$ 7.28</b>	<b>7.381</b>	<b>\$ 7.28</b>

## GENERAL SERVICE – Small

One Month Bill For:

	<b>6 kW (6.6 kVA) 750 kWh</b>	<b>7 kW (7.8 kVA) 1,000 kWh</b>	<b>20 kW (22.2 kVA) 5,000 kWh</b>	<b>40 kW (44.4 kVA) 10,000 kWh</b>
1) Calgary AB	\$ 109.48	\$ 133.78	\$ 522.55	\$ 939.86
2) Edmonton AB	\$ 97.79	\$ 125.36	\$ 566.40	\$ 1,117.70
Halifax NS	\$ 120.98	\$ 155.88	\$ 769.20	\$ 1,538.40
3) Kenora ON	\$ 138.81	\$ 173.32	\$ 756.20	\$ 1,523.13
Moncton NB	\$ 115.98	\$ 147.38	\$ 649.78	\$ 1,295.78
Montreal QC	\$ 84.71	\$ 108.83	\$ 494.83	\$ 977.33
Regina SK	\$ 116.12	\$ 145.65	\$ 618.09	\$ 1,208.64
Saskatoon SK	\$ 116.10	\$ 145.63	\$ 617.99	\$ 1,208.45
Saint John NB	\$ 114.86	\$ 147.73	\$ 634.43	\$ 1,252.63
St. John's NL	\$ 104.04	\$ 131.52	\$ 602.03	\$ 1,162.20
Vancouver BC	\$ 91.71	\$ 119.87	\$ 570.53	\$ 1,074.54
<b>Winnipeg MB</b>	<b>\$ 77.87</b>	<b>\$ 97.25</b>	<b>\$ 407.33</b>	<b>\$ 794.93</b>

Note:

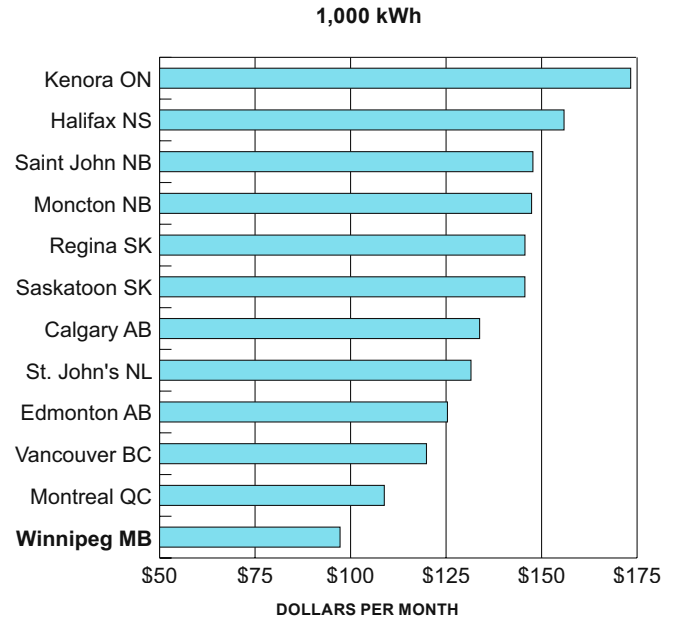
- 1) Calculations for loads  $\leq 5,000$  kWh are based on a 12 month average Calgary Regulated Rate Option (RRO) energy price of 6.734 ¢/kWh. Loads  $> 5,000$  kWh are based on the average energy price as determined by the utility.
- 2) Calculations are based on a 12 month average Edmonton Regulated Rate Option (RRO) energy charge of 6.839 ¢/kWh.
- 3) Calculations are based on the Regulated Price Plan (RPP) Summer Time of USE (TOU) electricity price.

## GENERAL SERVICE – Small

One Month Bill For:

7 kW  
(7.8 kVA)  
1,000 kWh      ¢/kWh

Kenora ON	\$ 173.32	17.332
Halifax NS	\$ 155.88	15.588
Saint John NB	\$ 147.73	14.773
Moncton NB	\$ 147.38	14.738
Regina SK	\$ 145.65	14.565
Saskatoon SK	\$ 145.63	14.563
Calgary AB	\$ 133.78	13.378
St. John's NL	\$ 131.52	13.152
Edmonton AB	\$ 125.36	12.536
Vancouver BC	\$ 119.87	11.987
Montreal QC	\$ 108.83	10.883
<b>Winnipeg MB</b>	<b>\$ 97.25</b>	<b>9.725</b>



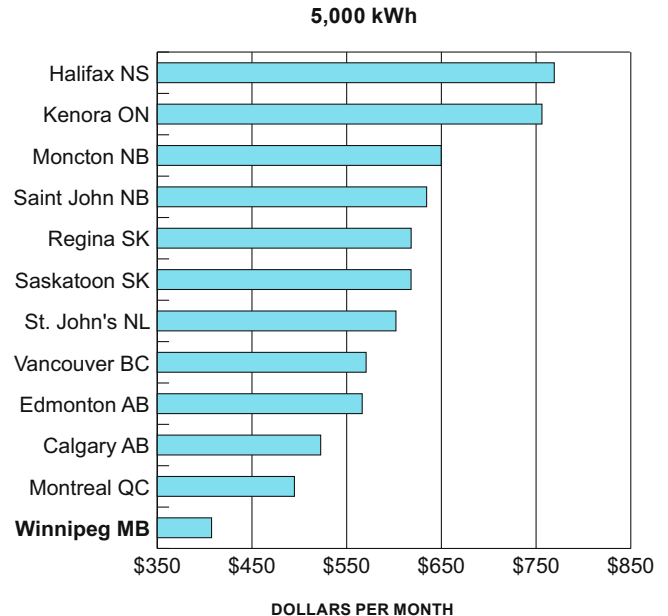


## GENERAL SERVICE – Small

One Month Bill For:

20 kW  
(22.2 kVA)  
5,000 kWh      ¢/kWh

Halifax NS	\$ 769.20	15.384
Kenora ON	\$ 756.20	15.124
Moncton NB	\$ 649.78	12.996
Saint John NB	\$ 634.43	12.689
Regina SK	\$ 618.09	12.362
Saskatoon SK	\$ 617.99	12.360
St. John's NL	\$ 602.03	12.041
Vancouver BC	\$ 570.53	11.411
Edmonton AB	\$ 566.40	11.328
Calgary AB	\$ 522.55	10.451
Montreal QC	\$ 494.83	9.897
<b>Winnipeg MB</b>	<b>\$ 407.33</b>	<b>8.147</b>



## GENERAL SERVICE – Medium

One Month Bill For:

Utility-Owned Transformation  
 Service at less than 750 Volts  
 90% Power Factor

	<b>Nova Scotia Power</b>
1)	Kenora Hydro
	NB Power
	Saskatoon Light & Power
	SaskPower
	Saint John Energy
2)	Newfoundland Power
	BC Hydro
	Hydro Quebec
1)	ENMAX Corporation
	<b>Manitoba Hydro</b>

Note:

1) *These utilities have unbundled rates in which energy is priced separately and varies over the course of a year. Bills are based on the average energy price as determined by the corresponding utility.*

2) *Summer / Winter average bill.*

**100 kW (111 kVA)**

**25,000 kWh**

**¢/kWh**

	<b>\$ 3,846</b>	<b>15.384</b>
	\$ 3,506	14.024
	\$ 3,234	12.936
	\$ 3,173	12.692
	\$ 3,173	12.692
	\$ 3,107	12.428
	\$ 2,979	11.916
	\$ 2,658	10.632
	\$ 2,655	10.620
	\$ 2,097	8.388
	<b>\$ 2,080</b>	<b>8.320</b>

## GENERAL SERVICE – Medium

One Month Bill For:

Utility-Owned Transformation  
Service at less than 750 Volts  
90% Power Factor

	Nova Scotia Power
1)	Kenora Hydro
	NB Power
	Saint John Energy
	SaskPower
	Saskatoon Light & Power
2)	Newfoundland Power
	Hydro Quebec
	BC Hydro
1)	ENMAX Corporation
	<b>Manitoba Hydro</b>

Note:

- 1) *These utilities have unbundled rates in which energy is priced separately and varies over the course of a year. Bills are based on the average energy price as determined by the corresponding utility.*
- 2) *Summer / Winter average bill.*

### 300 kW (333 kVA)

120,000 kWh	¢/kWh
\$ 15,391	12.826
\$ 13,939	11.616
\$ 13,699	11.416
\$ 13,222	11.018
\$ 12,540	10.450
\$ 12,539	10.449
\$ 12,433	10.361
\$ 10,155	8.463
\$ 9,656	8.047
\$ 9,526	7.938
<b>\$ 7,482</b>	<b>6.235</b>

## GENERAL SERVICE – Medium

One Month Bill For:

Utility-Owned Transformation  
 Service at less than 750 Volts  
 90% Power Factor

	Nova Scotia Power
1)	Kenora Hydro
	NB Power
	Saint John Energy
	SaskPower
	Saskatoon Light & Power
2)	Newfoundland Power
	Hydro Quebec
	BC Hydro
1)	ENMAX Corporation
	<b>Manitoba Hydro</b>

Note:

1) *These utilities have unbundled rates in which energy is priced separately and varies over the course of a year. Bills are based on the average energy price as determined by the corresponding utility.*

2) *Summer / Winter average bill.*

	500 kW (556 kVA) 200,000 kWh	¢/kWh
	\$ 25,652	12.826
	\$ 22,879	11.440
	\$ 22,829	11.415
	\$ 22,026	11.013
	\$ 20,912	10.456
	\$ 20,909	10.455
	\$ 20,115	10.058
	\$ 16,925	8.463
	\$ 16,181	8.091
	\$ 15,557	7.779
	<b>\$ 12,350</b>	<b>6.175</b>

## GENERAL SERVICE – Large

One Month Bill For:

Customer-Owned Transformation  
 Service at Distribution Voltage less than 30 kV  
 90% Power Factor

Nova Scotia Power
SaskPower
Saskatoon Light & Power
1) Newfoundland Power
NB Power
Saint John Energy
BC Hydro
Hydro Quebec
2) ENMAX Corporation
<b>Manitoba Hydro</b>

**1,000 kW (1,111 kVA)**  
**400,000 kWh**

		¢/kWh
	\$ 43,553	10.888
	\$ 38,942	9.736
	\$ 38,934	9.734
	\$ 37,744	9.436
	\$ 35,234	8.809
	\$ 33,240	8.310
	\$ 32,230	8.058
	\$ 30,336	7.584
	\$ 28,005	7.001
	<b>\$ 21,933</b>	<b>5.483</b>

Note:

- 1) *Summer / Winter average bill.*
- 2) *This utility has unbundled rates in which energy is priced separately and varies over the course of a year. Bills are based on the average energy price as determined by the corresponding utility.*

## GENERAL SERVICE – Large

One Month Bill For:

Customer-Owned Transformation

Service at Distribution Voltage less than 30 kV

90% Power Factor

- 1) Nova Scotia Power
- 2) Newfoundland Power
- Saskatoon Light & Power
- SaskPower
- NB Power
- Saint John Energy
- BC Hydro
- 3) ENMAX Corporation
- Hydro Quebec
- Manitoba Hydro**

**5,000 kW (5,556 kVA)**

**2,555,000 kWh**

**¢/kWh**

\$ 240,234	9.403
\$ 227,078	8.888
\$ 211,391	8.274
\$ 211,384	8.273
\$ 204,055	7.986
\$ 193,673	7.580
\$ 191,569	7.498
\$ 168,491	6.595
\$ 136,564	5.345
<b>\$ 128,204</b>	<b>5.018</b>

Note:

- 1) *An interruptible credit has been applied.*
- 2) *Summer / Winter average bill.*
- 3) *This utility has unbundled rates in which energy is priced separately and varies over the course of a year. Bills are based on the average energy price as determined by the corresponding utility.*

## GENERAL SERVICE – Large

One Month Bill For:

Customer-Owned Transformation  
 Service at Distribution Voltage less than 30 kV  
 90% Power Factor

- |                         |
|-------------------------|
| 1) Nova Scotia Power    |
| 2) Newfoundland Power   |
| Saskatoon Light & Power |
| SaskPower               |
| NB Power                |
| BC Hydro                |
| 3) ENMAX Corporation    |
| Hydro Quebec            |
| <b>Manitoba Hydro</b>   |

Note:

- 1) *An interruptible credit has been applied.*
- 2) *Summer / Winter average bill.*
- 3) *This utility has unbundled rates in which energy is priced separately and varies over the course of a year. Bills are based on the average energy price as determined by the corresponding utility.*

**10,000 kW (11,111 kVA)**

**5,500,000 kWh**

**¢/kWh**

\$ 509,866	9.270
\$ 483,237	8.786
\$ 440,647	8.012
\$ 440,629	8.011
\$ 406,050	7.383
\$ 404,277	7.350
\$ 358,069	6.510
\$ 286,193	5.204
<b>\$ 269,422</b>	<b>4.899</b>

## GENERAL SERVICE – Large Industrial

One Month Bill For:

Customer-Owned Transformation  
Service at Transmission Voltage exceeding 100 kV  
100% Power Factor

- 1) Nova Scotia Power
  - 2) Newfoundland Power
  - NB Power
  - SaskPower
  - BC Hydro
  - Hydro Quebec
  - 3) Newfoundland & Labrador Hydro
- Manitoba Hydro**

Note:

- 1) An interruptible credit has been applied.
- 2) Summer / Winter average bill.
- 3) Does not include annual charges for customer plant in service that may apply to specific customers.

**20,000 kW / kVA**

**12,000,000 kWh**

**¢/kWh**

**\$ 1,076,100 8.968**

**\$ 1,021,992 8.517**

**\$ 861,600 7.180**

**\$ 785,657 6.547**

**\$ 696,339 5.803**

**\$ 591,486 4.929**

**\$ 574,720 4.789**

**\$ 478,680 3.989**



## GENERAL SERVICE – Large Industrial

One Month Bill For:

Customer-Owned Transformation

Service at Transmission Voltage exceeding 100 kV

100% Power Factor

1) Nova Scotia Power

NB Power

SaskPower

BC Hydro

Hydro Quebec

2) Newfoundland & Labrador Hydro

**Manitoba Hydro**

Note:

1) *An interruptible credit has been applied.*

2) *Does not include annual charges for customer plant in service that may apply to specific customers.*

**50,000 kW / kVA**

**31,000,000 kWh**

**¢/kWh**

\$ 2,765,650

8.921

\$ 2,203,500

7.108

\$ 2,006,927

6.474

\$ 1,786,029

5.761

\$ 1,511,315

4.875

\$ 1,473,560

4.753

**\$ 1,226,790**

**3.957**

## GENERAL SERVICE – Large Industrial

One Month Bill For:

Customer-Owned Transformation

Service at Transmission Voltage exceeding 100 kV

100% Power Factor

1) Nova Scotia Power

NB Power

SaskPower

BC Hydro

Hydro Quebec

2) Newfoundland & Labrador Hydro

**Manitoba Hydro**

Note:

1) *An interruptible credit has been applied.*

2) *Does not include annual charges for customer plant in service that may apply to specific customers.*

**100,000 kW / kVA**

**62,000,000 kWh**

**¢/kWh**

\$ 5,531,300

8.921

\$ 4,407,000

7.108

\$ 4,007,097

6.463

\$ 3,572,058

5.761

\$ 3,022,630

4.875

\$ 2,947,120

4.753

**\$ 2,453,580**

**3.957**

## POPULATION STATISTICS

LOCATION	POPULATION	METRO POPULATION
Calgary AB	1,096,833	1,214,839
Edmonton AB	812,201	1,159,869
Halifax NS	390,096	390,328
Kenora ON	15,348	15,348
Moncton NB	69,074	138,644
Montreal QC	1,649,519	3,824,221
Regina SK	193,100	210,556
Saint John NB	70,063	127,761
Saskatoon SK	222,189	260,600
St. John's NL	106,172	196,966
Vancouver BC	603,502	2,313,328
<b>Winnipeg MB</b>	<b>663,617</b>	<b>730,018</b>

Source: Statistics Canada 2011 Census web site [www.statcan.gc.ca](http://www.statcan.gc.ca)

## CANADIAN UTILITIES SURVEYED

LOCATION	UTILITY
Calgary AB	ENMAX Corporation
Edmonton AB	EPCOR Energy Alberta Inc.
Halifax NS	Nova Scotia Power
Kenora ON	Kenora Hydro
Moncton NB	NB Power
Montreal QC	Hydro Quebec
Regina SK	SaskPower
Saint John NB	Saint John Energy
Saskatoon SK	Saskatoon Light & Power
St. John's NL	Newfoundland Power
St. John's NL*	Newfoundland & Labrador Hydro
Vancouver BC	BC Hydro
<b>Winnipeg MB</b>	<b>Manitoba Hydro</b>

\* Only Large Industrial Rates ( $\geq 20,000$  kW) provided for the Island interconnected area.





 **Manitoba  
Hydro**

