


Survey of Canadian Electricity Bills



Rates and Regulatory
Department
Effective May 1, 2017



Note

- Each participating utility calculates bills based on its rates as of May 1, 2017.
- All bills exclude federal, provincial or municipal taxes with the exception of Newfoundland Power.
- Newfoundland Power includes a Municipal Tax and Rate Stabilization Adjustment which is built into their rates. All bills include a 1.5% prompt payment credit.
- Ontario Residential and General Service Small bills include the 8% Provincial Rebate.

Table of contents

	Page
Residential	
Bill Calculations	2
Comparison @ 1,000 kWh per Month	4
Comparison @ 2,000 kWh per Month	6
Analysis of Rates	8
General Service (Small Loads)	
Bill Calculations	10
Comparison @ 1,000 kWh per Month	12
Comparison @ 5,000 kWh per Month	14
General Service (Medium Loads)	
Utility-Owned Transformation.....	16
General Service (Large Loads)	
Customer-Owned Transformation	22
General Service (Large Industrial Loads)	
Customer-Owned Transformation	28
Population Statistics	34
Canadian Utilities Surveyed	35

Residential

One Month Bill For:

	375 kWh	750 kWh	1,000 kWh	2,000 kWh	5,000 kWh
Calgary AB ¹	\$ 53.17	\$ 84.88	\$ 106.02	\$ 190.57	\$ 444.25
Edmonton AB ²	\$ 53.64	\$ 84.16	\$ 104.50	\$ 185.88	\$ 430.02
Halifax NS	\$ 67.32	\$ 123.80	\$ 161.46	\$ 312.09	\$ 763.98
Moncton NB	\$ 62.14	\$ 102.68	\$ 129.70	\$ 237.80	\$ 562.10
Montreal QC	\$ 34.02	\$ 55.84	\$ 70.70	\$ 159.90	\$ 427.50
Ottawa, ON ³	\$ 61.87	\$ 107.48	\$ 137.90	\$ 259.53	\$ 624.49
Regina SK	\$ 73.54	\$ 125.06	\$ 159.41	\$ 296.81	\$ 709.01
Saskatoon SK	\$ 73.52	\$ 125.03	\$ 159.37	\$ 296.74	\$ 708.83
Saint John NB	\$ 53.85	\$ 91.09	\$ 115.91	\$ 215.21	\$ 513.11
St. John's NL	\$ 51.71	\$ 87.60	\$ 111.52	\$ 207.23	\$ 494.34
Vancouver BC	\$ 39.85	\$ 77.01	\$ 110.79	\$ 245.92	\$ 651.33
Winnipeg MB	\$ 37.56	\$ 67.30	\$ 87.12	\$ 166.42	\$ 404.32

Note:

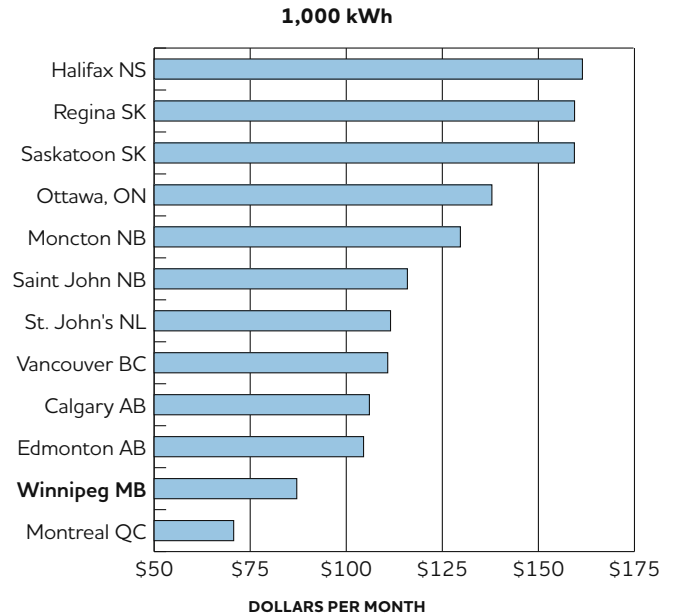
- ¹ Bills are based on a 12 month average Calgary Regulated Rate Option (RRO) energy charge of 3.9069 c/kWh.
- ² Bills are based on a 12 month average Edmonton Regulated Rate Option (RRO) energy charge of 3.9821 c/kWh.
- ³ Bills are based on the Time of Use (TOU) Summer commodity price.



Residential

One Month Bill For:

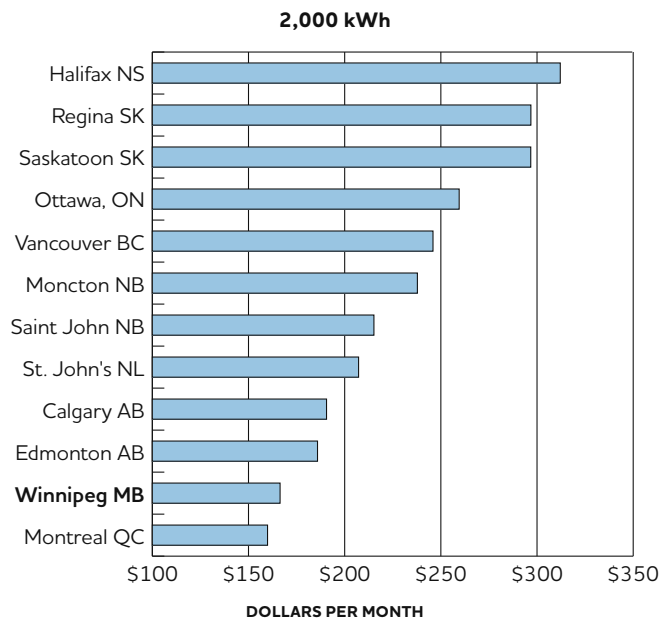
	1,000 kWh	¢/kWh
Halifax NS	\$ 161.46	16.146
Regina SK	\$ 159.41	15.941
Saskatoon SK	\$ 159.37	15.937
Ottawa, ON	\$ 137.90	13.790
Moncton NB	\$ 129.70	12.970
Saint John NB	\$ 115.91	11.591
St. John's NL	\$ 111.52	11.152
Vancouver BC	\$ 110.79	11.079
Calgary AB	\$ 106.02	10.602
Edmonton AB	\$ 104.50	10.450
Winnipeg MB	\$ 87.12	8.712
Montreal QC	\$ 70.70	7.070



Residential

One Month Bill For:

	2,000 kWh	¢/kWh
Halifax NS	\$ 312.09	15.605
Regina SK	\$ 296.81	14.841
Saskatoon SK	\$ 296.74	14.837
Ottawa, ON	\$ 259.53	12.977
Vancouver BC	\$ 245.92	12.296
Moncton NB	\$ 237.80	11.890
Saint John NB	\$ 215.21	10.761
St. John's NL	\$ 207.23	10.362
Calgary AB	\$ 190.57	9.528
Edmonton AB	\$ 185.88	9.294
Winnipeg MB	\$ 166.42	8.321
Montreal QC	\$ 159.90	7.995



Analysis of Residential Rates

Ranked in Order of Run-Off Rate

Location	No. of Blocks	kWh in Block	\$ in Block	Fixed Charges	Run-off Rate ¢/kWh	Minimum Bill \$
Halifax NS	0	0	\$ 0.00	\$ 10.83	15.063	\$ 10.83
Regina SK	0	0	\$ 0.00	\$ 22.01	13.740	\$ 22.01
Saskatoon SK	0	0	\$ 0.00	\$ 22.01	13.736	\$ 22.01
Vancouver BC*	1	675	\$ 57.92	\$ 5.77	12.870	\$ 5.77
Ottawa ON**	0	0	\$ 0.00	\$ 17.66	12.836	\$ 17.66
Moncton NB	0	0	\$ 0.00	\$ 21.60	10.810	\$ 21.60
Saint John NB	0	0	\$ 0.00	\$ 16.61	9.930	\$ 16.61
St. John's NL	0	0	\$ 0.00	\$ 15.99	9.719	\$ 15.99
Montreal QC	1	990	\$ 57.62	\$ 12.19	8.920	\$ 12.19
Calgary AB	0	0	\$ 0.00	\$ 21.45	8.456	\$ 21.45
Edmonton AB	0	0	\$ 0.00	\$ 23.12	8.138	\$ 23.12
Winnipeg MB	0	0	\$ 0.00	\$ 7.82	7.930	\$ 7.82

Note:

* Does not include the 5.0% Deferral Account Rate Rider which is applied to the total bill.

** Does not include the 8.0% Provincial Rebate which is applied to the total bill.



General Service – Small

One Month Bill For:

	6 kW (6.6 kVA) 750 kWh	7 kW (7.8 kVA) 1,000 kWh	20 kW (22.2 kVA) 5,000 kWh	40 kW (44.4 kVA) 10,000 kWh
Calgary AB ¹	\$ 100.88	\$ 120.88	\$ 440.83	\$ 854.82
Edmonton AB ²	\$ 88.86	\$ 113.45	\$ 507.09	\$ 999.15
Halifax NS	\$ 120.48	\$ 155.21	\$ 766.35	\$ 1,532.70
Moncton NB	\$ 120.73	\$ 153.40	\$ 676.20	\$ 1,348.70
Montreal QC	\$ 85.68	\$ 110.13	\$ 501.33	\$ 990.33
Ottawa, ON ³	\$ 118.19	\$ 151.77	\$ 689.19	\$ 1,360.97
Regina SK	\$ 129.07	\$ 162.07	\$ 690.07	\$ 1,350.07
Saskatoon SK	\$ 129.07	\$ 162.07	\$ 690.07	\$ 1,350.07
Saint John NB	\$ 120.45	\$ 154.92	\$ 665.52	\$ 1,314.02
St. John's NL	\$ 92.94	\$ 116.63	\$ 528.83	\$ 1,014.23
Vancouver BC	\$ 100.27	\$ 130.17	\$ 608.55	\$ 1,138.40
Winnipeg MB	\$ 83.67	\$ 104.49	\$ 437.65	\$ 854.10

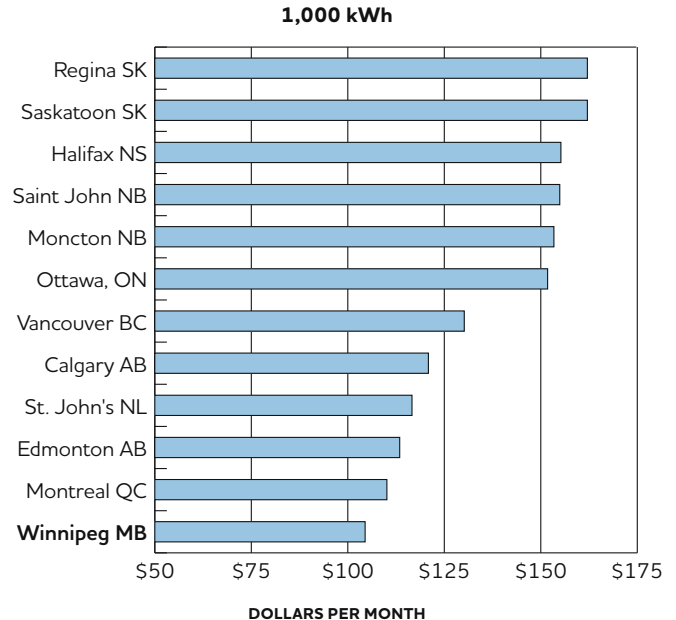
Note:

- ¹ Bills for loads ≤ 5,000 kWh are based on a 12 month average Calgary Regulated Rate Option (RRO) energy price of 3.9069 ¢/kWh. Loads > 5,000 kWh are based on the average energy price as determined by the utility.
- ² Bills are based on a 12 month average Edmonton Regulated Rate Option (RRO) energy charge of 3.9821 ¢/kWh.
- ³ Bills are based on the Time of Use (TOU) Summer commodity price.

General Service – Small

One Month Bill For:

	7 kW (7.8 kVA) 1,000 kWh	¢/kWh
Regina SK	\$ 162.07	16.207
Saskatoon SK	\$ 162.07	16.207
Halifax NS	\$ 155.21	15.521
Saint John NB	\$ 154.92	15.492
Moncton NB	\$ 153.40	15.340
Ottawa, ON	\$ 151.77	15.177
Vancouver BC	\$ 130.17	13.017
Calgary AB	\$ 120.88	12.088
St. John's NL	\$ 116.63	11.663
Edmonton AB	\$ 113.45	11.345
Montreal QC	\$ 110.13	11.013
Winnipeg MB	\$ 104.49	10.449



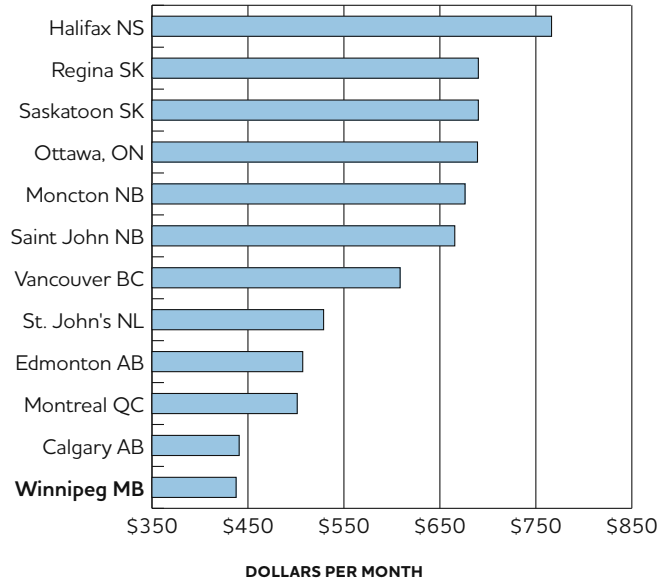
General Service – Small

One Month Bill For:

**20 kW
(22.2 kVA)
5,000 kWh** **¢/kWh**

Halifax NS	\$ 766.35	15.327
Regina SK	\$ 690.07	13.801
Saskatoon SK	\$ 690.07	13.801
Ottawa, ON	\$ 689.19	13.784
Moncton NB	\$ 676.20	13.524
Saint John NB	\$ 665.52	13.310
Vancouver BC	\$ 608.55	12.171
St. John's NL	\$ 528.83	10.577
Edmonton AB	\$ 507.09	10.142
Montreal QC	\$ 501.33	10.027
Calgary AB	\$ 440.83	8.817
Winnipeg MB	\$ 437.65	8.753

5,000 kWh



General Service – Medium

One Month Bill For:

Utility-Owned Transformation
 Service at less than 750 Volts
 90% Power Factor

Hydro Ottawa ¹
Nova Scotia Power
Saskatoon Light & Power
SaskPower
NB Power
Saint John Energy
BC Hydro
Hydro Quebec
Newfoundland Power ²
Manitoba Hydro
ENMAX Corporation ³

100 kW (111 kVA) 25,000 kWh	¢/kWh
\$ 4,271	17.084
\$ 3,832	15.328
\$ 3,525	14.100
\$ 3,525	14.100
\$ 3,366	13.464
\$ 3,260	13.040
\$ 2,834	11.337
\$ 2,686	10.744
\$ 2,533	10.132
\$ 2,235	8.940
\$ 1,842	7.368

Note:

- ¹ Based on the average energy price which includes the Class B Global Adjustment of 9.642 ¢/kWh as determined by the corresponding utility.
- ² Summer / Winter average bill.
- ³ Based on the average energy price as determined by the corresponding utility.

General Service – Medium

One Month Bill For:

Utility-Owned Transformation
 Service at less than 750 Volts
 90% Power Factor

	300 kW (333 kVA) 120,000 kWh	c/kWh
Hydro Ottawa ¹	\$18,298	15.248
Nova Scotia Power	\$15,323	12.769
NB Power	\$14,263	11.886
SaskPower	\$13,910	11.592
Saskatoon Light & Power	\$13,907	11.589
Saint John Energy	\$13,871	11.559
BC Hydro	\$10,469	8.724
Hydro Quebec	\$10,293	8.578
Newfoundland Power ²	\$10,227	8.523
ENMAX Corporation ³	\$ 8,184	6.820
Manitoba Hydro	\$ 8,039	6.699

Note:

- ¹ Based on the average energy price which includes the Class B Global Adjustment of 9.642 c/kWh as determined by the corresponding utility.
- ² Summer / Winter average bill.
- ³ Based on the average energy price as determined by the corresponding utility.

General Service – Medium

One Month Bill For:

Utility-Owned Transformation
 Service at less than 750 Volts
 90% Power Factor

Hydro Ottawa ¹
Nova Scotia Power
NB Power
SaskPower
Saskatoon Light & Power
Saint John Energy
BC Hydro
Hydro Quebec
Newfoundland Power ²
Manitoba Hydro
ENMAX Corporation ³

500 kW (556 kVA) 200,000 kWh	c/kWh
\$30,364	15.182
\$25,538	12.769
\$23,769	11.885
\$23,198	11.599
\$23,194	11.597
\$23,107	11.554
\$17,443	8.722
\$17,155	8.578
\$16,414	8.207
\$13,271	6.635
\$13,255	6.628

Note:

- ¹ Based on the average energy price which includes the Class B Global Adjustment of 9.642 c/kWh as determined by the corresponding utility.
- ² Summer / Winter average bill.
- ³ Based on the average energy price as determined by the corresponding utility.

General Service – Large

One Month Bill For:

Customer-Owned Transformation
 Service at Distribution Voltage less than 30 kV
 90% Power Factor

	1,000 kW (1,111 kVA) 400,000 kWh	c/kWh
Hydro Ottawa ¹	\$60,527	15.132
Nova Scotia Power	\$44,261	11.065
SaskPower	\$43,221	10.805
Saskatoon Light & Power	\$43,202	10.801
NB Power	\$37,028	9.257
Saint John Energy	\$34,930	8.733
BC Hydro	\$34,616	8.654
Newfoundland Power ²	\$31,128	7.782
Hydro Quebec	\$30,719	7.680
ENMAX Corporation ³	\$23,849	5.962
Manitoba Hydro	\$23,566	5.892

Note:

- ¹ Based on the average energy price which includes the Class B Global Adjustment of 9.642 c/kWh as determined by the corresponding utility.
- ² Summer / Winter average bill.
- ³ Based on the average energy price as determined by the corresponding utility.

General Service – Large

One Month Bill For:

Customer-Owned Transformation
 Service at Distribution Voltage less than 30 kV
 90% Power Factor

Hydro Ottawa ¹
Nova Scotia Power ²
SaskPower
Saskatoon Light & Power
NB Power
BC Hydro
Saint John Energy
Newfoundland Power ³
ENMAX Corporation ⁴
Hydro Quebec
Manitoba Hydro

5,000 kW (5,556 kVA) 2,555,000 kWh	¢/kWh
\$378,018	14.795
\$ 243,888	9.546
\$ 234,783	9.189
\$ 234,773	9.189
\$ 214,435	8.393
\$ 205,099	8.027
\$ 203,510	7.965
\$ 183,872	7.197
\$ 141,288	5.530
\$ 138,648	5.427
\$ 137,758	5.392

Note:

- ¹ Based on the average energy price which includes the Class B Global Adjustment of 9.642 ¢/kWh as determined by the corresponding utility.
- ² An interruptible credit has been applied.
- ³ Summer / Winter average bill.
- ⁴ Based on the average energy price as determined by the corresponding utility.

General Service – Large

One Month Bill For:

Customer-Owned Transformation
 Service at Distribution Voltage less than 30 kV
 90% Power Factor

	10,000 kW (11,111 kVA) 5,500,000 kWh	c/kWh
Hydro Ottawa ¹	\$ 575,907	10.471
Nova Scotia Power ²	\$ 517,731	9.413
SaskPower	\$ 489,573	8.901
Saskatoon Light & Power	\$ 489,546	8.901
BC Hydro	\$ 432,713	7.868
NB Power	\$ 426,700	7.758
Newfoundland Power ³	\$ 389,847	7.088
ENMAX Corporation ⁴	\$ 299,333	5.442
Hydro Quebec	\$ 290,634	5.284
Manitoba Hydro	\$289,505	5.264

Note:

- ¹ Includes the Class A Global Adjustment as determined by the corresponding utility and is based on the utility's contribution to Ontario's peak demand.
- ² An interruptible credit has been applied.
- ³ Summer / Winter average bill.
- ⁴ Based on the average energy price as determined by the corresponding utility.

General Service – Large Industrial

One Month Bill For:

Customer-Owned Transformation
 Service at Transmission Voltage exceeding 100 kV
 100% Power Factor

	20,000 kW / kVA 12,000,000 kWh	c/kWh
Nova Scotia Power ¹	\$ 1,093,260	9.111
NB Power	\$ 905,400	7.545
SaskPower	\$ 875,355	7.295
Hydro Ottawa ²	\$ 858,563	7.155
Newfoundland Power ³	\$ 816,677	6.806
BC Hydro	\$ 749,574	6.246
Hydro Quebec	\$ 592,668	4.939
Newfoundland & Labrador Hydro ⁴	\$ 590,200	4.918
Manitoba Hydro	\$ 514,360	4.286

Note:

- ¹ An interruptible credit has been applied.
- ² Includes the Class A Global Adjustment as determined by the corresponding utility and is based on the utility's contribution to Ontario's peak demand.
- ³ Summer / Winter average bill.
- ⁴ Does not include annual charges for customer plant in service that may apply to specific customers.

General Service – Large Industrial

One Month Bill For:

Customer-Owned Transformation
 Service at Transmission Voltage exceeding 100 kV
 100% Power Factor

	50,000 kW / kVA 31,000,000 kWh	¢/kWh
Nova Scotia Power ¹	\$2,809,980	9.064
NB Power	\$2,315,500	7.469
SaskPower	\$2,236,355	7.214
BC Hydro	\$1,922,571	6.202
Hydro Ottawa ²	\$1,690,519	5.453
Hydro Quebec	\$1,514,370	4.885
Newfoundland & Labrador Hydro ³	\$1,513,250	4.881
Manitoba Hydro	\$1,318,230	4.252

Note:

- ¹ An interruptible credit has been applied.
- ² Includes the Class A Global Adjustment as determined by the corresponding utility and is based on the utility's contribution to Ontario's peak demand.
- ³ Does not include annual charges for customer plant in service that may apply to specific customers.

General Service – Large Industrial

One Month Bill For:

Customer-Owned Transformation
 Service at Transmission Voltage exceeding 100 kV
 100% Power Factor

	100,000 kW / kVA 62,000,000 kWh	¢/kWh
Nova Scotia Power ¹	\$ 5,619,960	9.064
NB Power	\$ 4,631,000	7.469
SaskPower	\$ 4,465,355	7.202
BC Hydro	\$ 3,845,142	6.202
Hydro Ottawa ²	\$ 3,055,761	4.929
Hydro Quebec	\$ 3,028,740	4.885
Newfoundland & Labrador Hydro ³	\$ 3,026,500	4.881
Manitoba Hydro	\$2,636,460	4.252

Note:

- ¹ An interruptible credit has been applied.
- ² Includes the Class A Global Adjustment as determined by the corresponding utility and is based on the utility's contribution to Ontario's peak demand.
- ³ Does not include annual charges for customer plant in service that may apply to specific customers.

Population Statistics

Location	Population	Metro population
Calgary AB	1 239 220	1 392 609
Edmonton AB	932 546	1 321 426
Halifax NS	403 131	403 390
Moncton NB	71 889	144 810
Montreal QC	1 704 694	4 098 927
Ottawa ON	934 243	991 726
Regina SK	215 106	236 481
Saint John NB	67 575	126 202
Saskatoon SK	246 376	295 095
St. John's NL	108 860	205 955
Vancouver BC	631 486	2 463 431
Winnipeg MB	705 244	778 489

Source: Statistics Canada 2016 Census web site www.statcan.gc.ca

Canadian Utilities Surveyed

Location	Utility
Calgary AB	ENMAX Corporation
Edmonton AB	EPCOR Energy Alberta Inc.
Halifax NS	Nova Scotia Power
Moncton NB	NB Power
Montreal QC	Hydro Quebec
Ottawa ON	Hydro Ottawa Limited
Regina SK	SaskPower
Saint John NB	Saint John Energy
Saskatoon SK	Saskatoon Light & Power
St. John's NL	Newfoundland Power
St. John's NL*	Newfoundland & Labrador Hydro
Vancouver BC	BC Hydro
Winnipeg MB	Manitoba Hydro

* Only Large Industrial Rates (≥ 20,000 kW) provided for the Island interconnected area.



Available in accessible formats
upon request.

